

A man with glasses and a plaid shirt is smiling while working on a desk in a factory setting. He is holding a long metal rod. The background shows industrial equipment and shelves.

Lamello

NEWS

AUTUMN
2024

*Creating
elegant office
furniture*

Customer report on
the Clamex P-14/10 Flexus

*Combining
materials*

Helpful tips and
applications

NEW

*Website &
Functions*

Combining materials: Cabineo X for boundless freedom!

Explore the many ways to combine different materials with just one joining element. Whether you need fixed or flexible joints – with the Cabineo X, you can bring countless design concepts to life with absolute ease.



Materials and combinations




One connector,
various materials



Solid wood



Wood composites



Solid surface



HPL/Acrylic



Metals

Solid wood



Cabineo screw 8
Cabineo screw 12

Wood composites



Cabineo screw 8
Cabineo screw 12

Lightweight construction materials



Cabineo screw 8
Cabineo screw 12

Plastics
e.g. HPL/Acryl



Cabineo screw 8 M6

Metals
e.g. Aluminium, steel



Cabineo screw 8 M6




**Cabineo X
shelf support**

Besides the wood screws and the 8 M6 screw, the shelf support for adjustable shelves is also available.

Hüba, Lucerne, Switzerland

Stylish office furniture: Clamex P-14/10 Flexus combines elegance

A manufacture of high-quality furniture, combined with a commitment to quality and innovation, has made Hüba a successful company. Staying true to its roots while looking ahead with determination: this is the guiding principle behind the Swiss company.




Hüba specialises in the manufacture of tubular metal furniture as well as commercial and school furniture. High flexibility, compelling reliability, a strict adherence to deadlines and a comprehensive focus on solutions make Hüba an ideal partner, not least for demanding projects. A central element for Hüba is the use of Swiss products. The "Swiss made" logo

adorns their brochures and furniture. The decision to integrate Lamello joining systems into production was also made based on their Swiss origin. For Managing Director Louis Kuhn, it is important to continue to support and represent Swiss quality and craftsmanship through his company.

Modular furniture construction with the Clamex Flexus

"Many of our products are tailored to the needs of our customers. We must be flexible in how we respond to their requirements. The Clamex



P-14/10 Flexus from Lamello offers us this very flexibility," explains Kuhn. This is how the detachable furniture connector with its flexible positioning pins is used in the successful Catena system from Hüba. The Clamex P-14 Flexus connector half is inserted into the wooden infills and anchored in the punched-out metal tube. The Catena tubular metal furniture system has been developed to offer a modular, versatile product that meets the requirements of demanding construction projects.

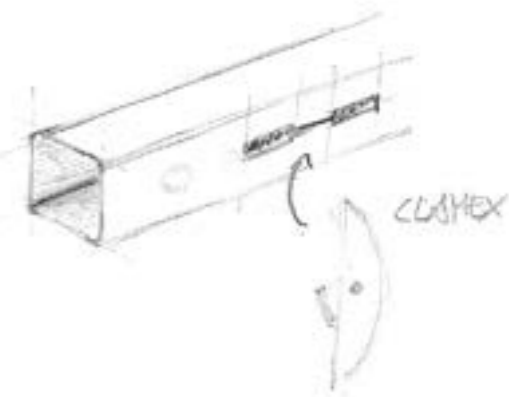
Focus on assembly speed

Hüba's metal tubular furniture is often found in open-plan offices. Louis Kuhn explains: "In order to produce competitively, assembly speed is a key factor, especially for large interior design projects. The Clamex P-14/10 Flexus positive-locking connectors can scarcely be beaten in terms of efficiency and are therefore the first choice for us. Their detachability also makes

replacing defective workpieces child's play." Up to 30,000 connectors are used depending on the project. The P-System groove is already pre-cut into the Catena workpieces. Hüba's external service providers use the Brema Vektor CNC machines for production, as well as TPA-CAD and the Bima Gx50 with Imawop CAD software.

The P-System connector also fulfils its task as an assembling aid. While the flexible positioning pins hold the workpiece in position on one side, the connector on the other side can be tightened and firmly anchored using an assembly tool. "We need a connector with no protruding screw heads. This would be a problem because the system is designed so that the parts do not collide," adds Louis Kuhn. He summarises: "We greatly appreciate the partnership with Lamello. We feel that our two companies represent the same values, especially in important aspects such as quality and sustainability."

"The Clamex P-14/10 Flexus positive-locking connectors can scarcely be beaten in terms of efficiency and are therefore the first choice for us."



Plan your furniture with Lamello

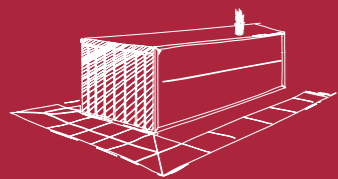
Are you planning a piece of furniture and you know what it needs to look like, but don't know which connector to use? Our new website makes it easy for you to find the right connector. Use the P-System configurator to display the correct position in the workpiece. Watch the tutorial videos for practical applications and useful tips. Try it for yourself!

Product finder

New, refined search options for your unique furniture!

You are looking for a connector for your sideboard that should have the following features:

- invisible joint
- mitre joint
- in a material thickness of 16 mm



Filter

Category

- Connectors
- Machine
- Cutting tool
- Accessories

Connector property

- Detachable
- Invisible
- Self-clamping
- For glueing
- For insertion

Joining methods

- 180° surface joint
- Obtuse 90° corner joint
- Mitred 90° corner joint
- 90° dividing panel joints
- 22.5° to 180° angle joint

Material thickness for 90° corner joint


Material thickness for mitred 90° corner joint

- 8mm
- 10mm
- 12mm
- 13mm
- 16mm



P-System configurator

The configurator shows the exact positioning in the workpiece.



Choose joining situation

Angle α [°]

Material thickness M1 [mm]

Material thickness M2 [mm]

Calculate

Print joining solution

Connector	Processing information							
	CNC		Zeta P2					
	X1	X2	Without spacer		With 2 mm spacer		With 4 mm spacer	
Clamex P-10	15.8	6.9	—	—	—	—	15.9	6.7
Tenso P-10	15.8	6.9	—	—	—	—	15.9	6.7

All information is subject to change: every connection is greatly dependent on the specific application, size and material. We strongly recommend preparing a test piece.



Tutorial videos

The videos show how to best use the products.

Videos

Click here for the tutorials

Lamello

Mittelschwermetallbohrer

Plattenstärke 19 mm

TUTORIAL

Lamello

Tenso P-14

Kleber auf Geheung verteilen

Plattenstärke 22 mm

TUTORIAL

Lamello

Wiederholbare Ecksverbindung

Plattenstärke 16 mm

TUTORIAL

Lamello

Danke für den Kauf

Plattenstärke 32 mm

TUTORIAL



Discover our planning and machining partners!



Are Lamello connectors and machining information integrated in your planning and machining solutions? The new website will give you the answers to these questions and many more.



Partner Update



Ultimate CAD-CAM software for your CNC machine

Tecno Program develops the Pegasus CAD-CAM software for the stone, wood and mechanical industries.

Different modules are available. The STANDARD and ESSENTIAL versions are used for panel machining.

It covers Lamello machining for wooden biscuits and P-System connectors, including profile grooves in the surface with a 3-axis or 5-axis movement. Cabineo millings can be implemented as drilling or milling operations. There are also flush-mounted collar or cover cap variants.

A library of geometric macros allows the creation of a wide range of shapes and profiles (any configurable shape). If the mass is changed via macros in the saved templates, the operations are automatically adjusted. Contour milling,



pocket milling and groove milling are available for the machining process (including tool simulation on the rendered panel). DXF files, DWG files and 3D panels (IGES, STEP and Sketch-up) can be imported with automatic extraction and identification of operations.




HÄRNNETT – Optimise your production

HÄRNNETT offers a wide range of woodworking machinery. The CNC machining centres are available in the following series: the TRACK line for simple precision and the TARGET line for high machining speed.

The machines allow drilling and milling work on five or six sides of the panels. Six-sided CNC drills have drill and milling heads as well as a sub-unit with a milling cutter, supported by a 5-way linear tool changer. A double clamping guide enables a high feed rate and machining in pairs depending on the workpiece.

The machine type ATC 610 supports cutting of the P-System. The P-System groove in the edge is created with a disc cutter, while groove into the surface is done in a 3-axis motion with a shaft tool. With the tpa machine programming software, Cabineo machining can be carried out as triple drilling or milling.



The P-System connectors Clamex, Tenso and Divario can be cut which enables corner, dividing panel and surface joints.



Cabineo app in Maestro CNC from SCM Group

The SCM Maestro software supports CNC machining up to the finished workpiece. The following basic functions are included:

- Tool management and tool path simulation
- Workbench management
- Calculation of unit time before production starts
- Apps and macros

The Maestro CNC library has programming functions for the production of doors, windows, stairs, fixtures and furniture. The new Cabineo app is included as standard in the latest version of Maestro CNC and Maestro Lab. For Cabineo machining, first determine the Y-direction positioning and the installation variant:

- Collar on the surface (only holes)
- Collar flush
- Cover cap flush



Then select the tool. Optionally, a CAM simulation can also be performed. The workpiece is now ready for machining on the machine.

Get inspired!


Lamello presents impressive projects as well as exciting customer stories and provides valuable tips and tricks for frequently asked questions. This way you can quickly find the optimal solution for your current project or simply get inspired. Use our filter options to sort content by product or application area and discover similar applications for your next project.



Customer reports




Application inspiration



Tips & Tricks



Filtering and finding suitable solutions is now even easier!



Find your local authorised sales partner now – quickly and easily!

- Proven specialists
- Extensive network with sales representatives
- Extensive stockholding



Subscribe to the newsletter and win a cordless Zeta P2 or a battery pack



Lamello Newsletter

Sign up for the newsletter now and benefit from exclusive product information, inspiring customer reports and insights into the Lamello world!

We are giving away a cordless Zeta P2 and 100 battery packs (18V, LiHD 5.5 Ah) to the first 100 new subscribers. Subscribe now!



Lamello LinkedIn-Channel:
Discover our channel and subscribe now!



Lamello on Instagram:
Follow us, like us!



Lamello on Facebook:
Click like and become a Lamello fan!



Lamello online

Be part of the #lamellocommunity and follow us on Social Media



Lamello AG | Joining technology
Hauptstrasse 149 | 4416 Bubendorf, Switzerland
Phone +41 61 935 36 36 | Fax +41 61 935 36 06
info@lamello.com | www.lamello.com