



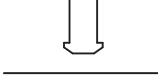




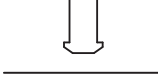




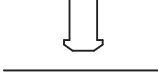




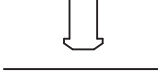








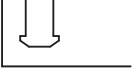





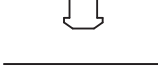

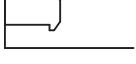





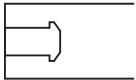


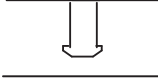




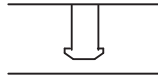




# Benz – CNC Partner

## Wechselaggregate / angle aggregates



Die Aggregate sind z.T. mit unterschiedlichen Spannsystemen erhältlich, verlangen Sie bei der Bestellung die Version für das P-System von Lamello

| Aggregate<br>aggregates  | passendes Werkzeug<br>matching tool<br>(Art.Nr. Lamello) | Nuttiefe in Plattenmitte<br>Groove depth in surface                                   | Winkel<br>angle |   |   |   |   |
|--|--|---|-----------------|---|---|---|---|
|  <b>Mono – Classic Line</b><br>Einfachwinkelkopf 90°<br>for 1 tool 90°   | 132143<br>132153 + 132142<br>132142                      | 0 – 15 mm   | 90°             |    |    |    |    |
|  <b>Duo – Classic Line</b><br>Zweifachwinkelkopf 90°<br>for 2 tools 90°  | 132143<br>132153 + 132142<br>132142                      | 0 – 15 mm   | 90°             |    |    |    |    |
|  <b>Quattro – Classic Line</b><br>Vierfachwinkelkopf 90°<br>for 4 tools 90°  | 132143<br>132153 + 132142<br>132142                      | 0 – 15 mm   | 90°             |    |    |    |    |
|  <b>Angulo – Classic Line</b><br>Eckenausklinkaggregat<br>to notch corners   | 132144<br>132153 + 132142                                | 0 – 15 mm   | 90°             |    |    |    |    |
|  <b>Forte – Classic Line</b><br>Schlosskastenaggregat<br>lock case aggregate   | 132143<br>132153 + 132142<br>132155 + Nr. nicht bekannt  | 0 – 15 mm   | 90°             |    |    |    |    |
|  <b>Flex D – Classic Line</b><br>Schwenkaggregat<br>Swivelling aggregate  | 132143<br>132153 + 132142<br>132142                      | 0 – 15 mm   | -5° – +101°     |    |    |    |    |
|  <b>Flex D – Premium Line</b><br>Schwenkaggregat mit Digitalanzeige<br>Swivelling aggregate with digital display   | 132143<br>132153 + 132142<br>132142                      | 0 – 10 mm   | -15 ±102°       |  |  |  |  |
|  <b>Fräseraufnahme – Classic Line</b>  | 132143   |  | 0°              |  |  |  |  |
| <b>Exklusiv für Homag + Weeke Maschinen / Exclusively for Homag + Weeke machinery</b>  |  |   |                 |   |   |   |   |
|  <b>Flex5C – Premium Line</b><br>5-Motion: Schwenkaggregat<br>auto. vertstellbar<br>Swivelling aggregate: auto. adjustment   | 132143<br>132153 + 132142                                | 0 – 10 mm   | -5 – ±101°      |  |  |  |  |
|  <b>Flex5+C – Premium Line</b><br>5-Motion-Plus: Schwenkaggregat auto. verstellbar +<br>Werkzeugwechsel<br>Swivelling aggregate: auto. adjustment + auto. tool changer | 132143 / 132153 + 132142                                 | 0 – 10 mm   | -5 – ±101°      |  |  |  |  |